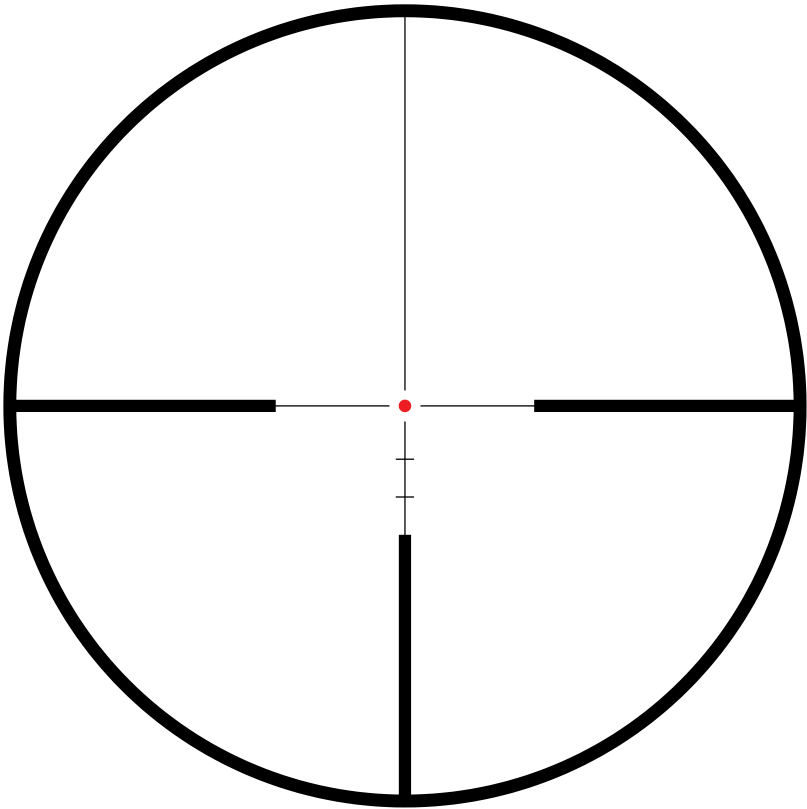


350 Legend Reticle

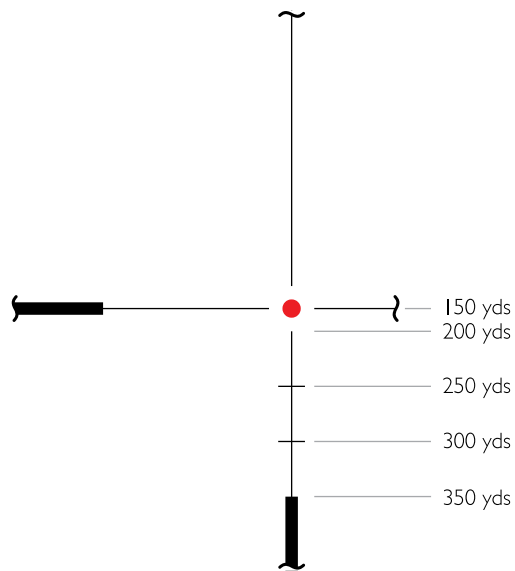
The 350 Legend Reticle was developed around the popular Winchester .350 Legend round, which is a highly-effective straight wall cartridge, legal for hunting in most states. Adjustable for your specific ammo, this design provides multiple aimpoints with 50-yard increments. Easy to zero and outstanding downrange accuracy with illuminated center point for all lighting conditions. The scope can also be used with 100m zero for metric aimpoints.



MORE RETICLE INFORMATION

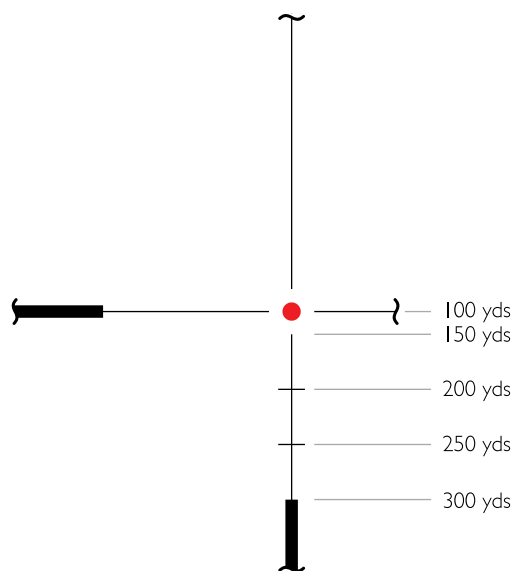
Winchester .350 Legend 140gr (@ 9.3×)

Muzzle Velocity:	2250 ft/s
Ballistic Coefficient:	0.1830
Zero(ed) Range:	150 yds
Scope Height :	2.00"
Ammo :	Winchester .350 Legend 140gr



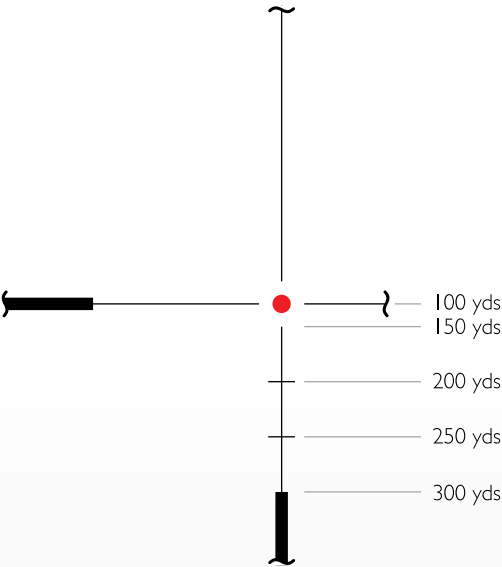
Winchester .350 Legend 180gr (@ 10×)

Muzzle Velocity:	2100 ft/s
Ballistic Coefficient:	0.2210
Zero(ed) Range:	100 yds
Scope Height :	2.00"
Ammo :	Winchester .350 Legend 180gr



Winchester .350 Legend 140gr (@ 11.9×)

Muzzle Velocity:	2250 ft/s
Ballistic Coefficient:	0.1830
Zero(ed) Range:	100 yds
Scope Height :	2.00"
Ammo :	Winchester .350 Legend 140gr



Length:	334mm	13.1"
Weight:	612g	21.6oz
Eye relief:	102mm	4"
Focus/Parallax - Fixed Focus	91m - ∞	100yds - ∞
	Field of View:	16.6 - 4.2m @100m
49.8 - 12.8ft @100yds	Exit Pupil:	20-5mm
0.8-0.2"	Chassis	

30mm Mono-tube

2.5-10×

50mm

Red

LR Dot

¼ MOA

Optical System

Objective

Illumination

Reticle

Elevation Increment

Elevation Adjustment
Range:

110 MOA	Windage Increment
¼ MOA	Windage Adjustment Range
110 MOA	Material
Aluminium	Ocular Type
Fast Focus	Lens Coating
Fully Multi-Coated - 18 Layers	Power Selector Style
Rubber Coated Posi-Grip	Focal Plane
Second Focal Plane (SFP)	Turret Caps
Yes	Turret Type
Low Profile	

